



MONTHLY REPORT FOR MAY 2024



During the Report Month PPHI Sindh Provided the following **Free of Cost** Services



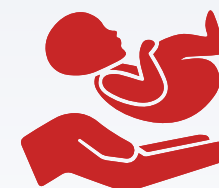
Free OPD Services

3.55 M Patients



Malnutrition Cases Under 5 years

187,171 Treated



Total Deliveries Conducted

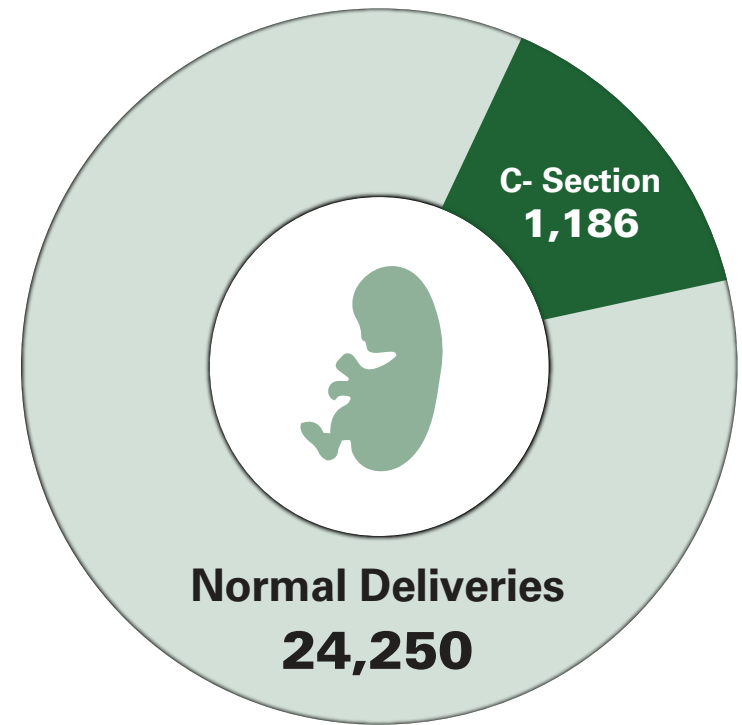
25,471



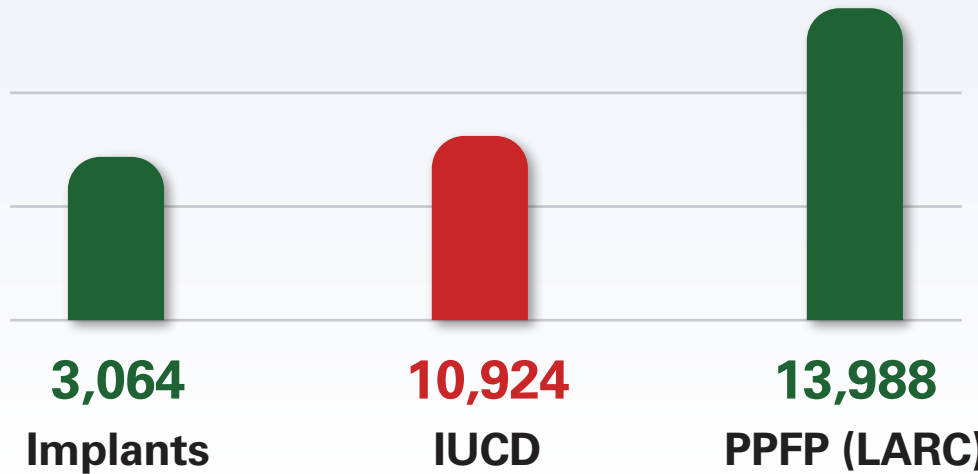
ANC-1
71,604



PNC-1
31,418



Distributed
102,939 FP
commodities





Diagnostic Services

**1.66 M
Individual**



Total Children Enrolled In EPI

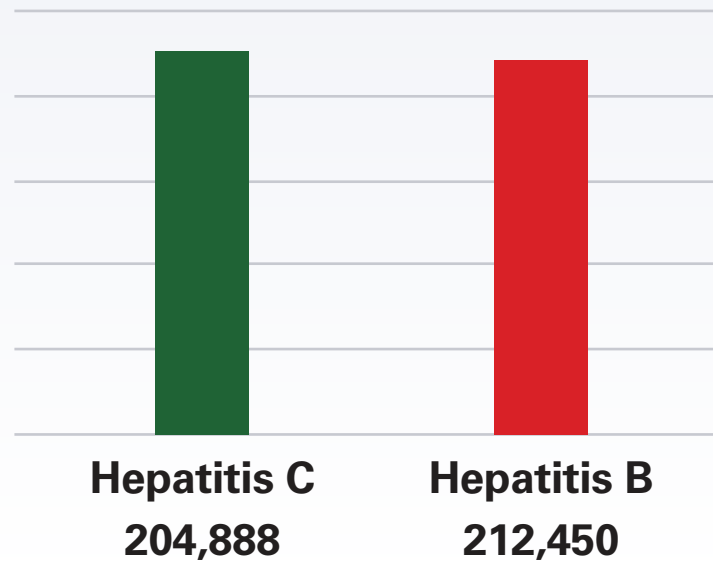
8,310



Total Children Fully Immunized

**10,756
Children**

No. of Individuals Screened for HEP B, C



Vaccinated For Hepatitis

377,072 patients

Comparative Data for RHCs and Others between the months of May 23 and May 24

Indicators	RHCs				Others				Total	
	May-2023	May-2024	Difference	%	May-2023	May-2024	Difference	%	May-2023	May-2024
OPD	442,905	544,384	101,479	↑ 23%	2,930,896	2,961,297	30,401	↑ 1%	3,373,801	3,505,681
FP	7,346	8,753	1,407	↑ 19%	86,999	94,186	7,187	↑ 8%	94,345	102,939
ANC-1	12,193	12,520	327	↑ 3%	53,971	59,084	5,113	↑ 9%	66,164	71,604
NVD	2,063	3,218	1,155	↑ 56%	16,381	21,032	4,651	↑ 28%	18,444	24,250
C-Sections	772	1,186	414	↑ 54%	-	-	-	-	772	1,186
Lab	293,741	268,416	(25,325)	↓ (9)%	1,142,691	1,283,539	140,848	↑ 12%	1,436,432	1,551,955
Ultrasound	21,213	31,069	9,856	↑ 46%	70,397	79,328	8,931	↑ 13%	91,610	110,397
X-ray	4,853	9,868	5,015	↑ 103%	1,926	2,774	848	↑ 44%	6,779	12,642